



2024-25 ANNUAL REPORT



West Central Minnesota Communities Action

HEAD START

WCMCA Head Start's main objective is to align with parents and families to prepare their child for Kindergarten.

West Central Head Start operates a publicly-funded program that serves children birth to age five and pregnant families in Douglas, Grant, Otter Tail, Pope, Stevens, Traverse and Wadena counties.

WCMCA Head Start operated eleven full-day classrooms and six half-day classrooms providing services from September – May. Home based services are offered year-round with 11 Home Visitors providing weekly home visits to each enrolled family as well as two parent socialization events a month.

378
FAMILIES
SERVED

432
CHILDREN
SERVED

511
PARENT
VOLUNTEERS

22,293
VOLUNTEER
HOURS

99%

OF FAMILIES RECEIVED SERVICES:

Such as housing assistance, ESL, emergency intervention, asset building, health or parent education, etc.

Thirty-two (32) children were in foster care at any point and forty-four (44) children experienced homelessness during the program year.

Month	Avg. Daily Attendance in HS Classrooms	Avg. Monthly Enrollment 373 EHS / HS Funded	Home Visits Completed
July	N/A	100 / 103 (EHS only)	245
August	N/A	100 / 103 (EHS only)	340
September	90%	356 / 373	274
October	92%	369 / 373	260
November	85%	367 / 373	402
December	85%	369 / 373	205
January	82%	367 / 373	228
February	83%	369 / 373	360
March	87%	369 / 373	256
April	87%	367 / 373	255
May	90%	370 / 373	476
June	N/A	102 / 103 (EHS only)	131

Fifty-nine (59) participants dropped from services and were replaced during the program year.

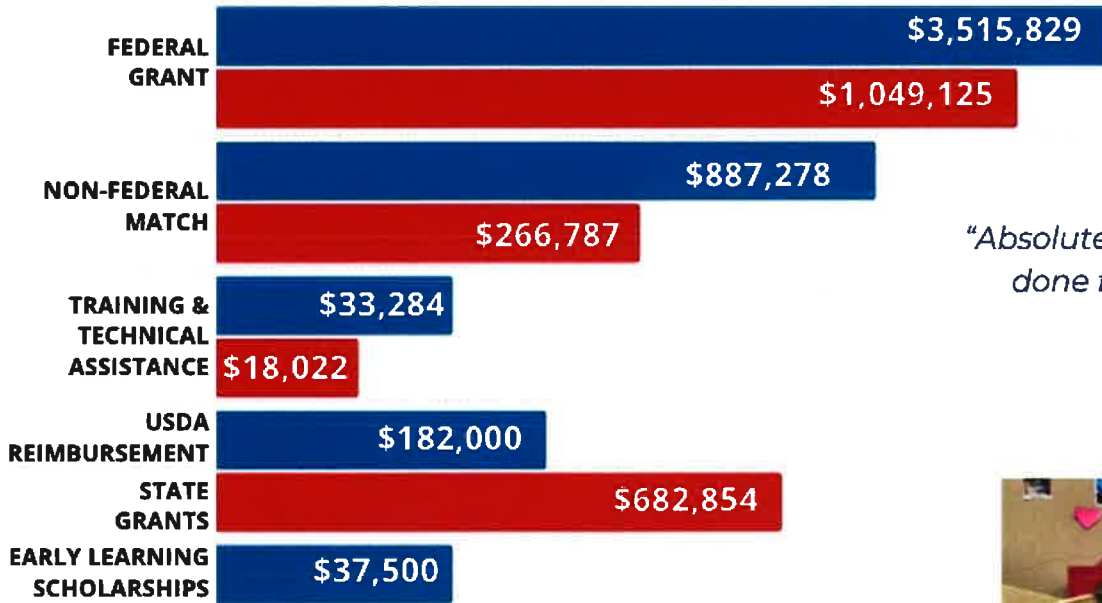
OUR MISSION

To provide a supportive environment that encourages children, families, staff, and communities to thrive by identifying strengths and opportunities, and developing strong partnerships to meet needs.

2024-25 FINANCIALS


FUNDING SOURCES

- █ Early Head Start
- █ Head Start



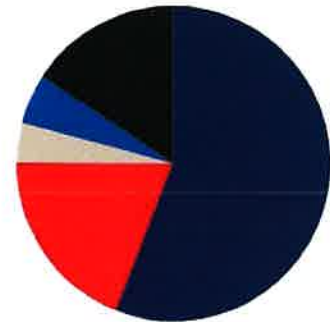
"Absolutely LOVE what Head Start has done for our daughter and us as parents."

- Parent Survey Feedback



EARLY HEAD START BUDGET - \$1,073,779

- █ Personnel - \$640,931
- █ Fringe Benefits - \$217,916
- █ Supplies - \$45,055
- █ Contractual - \$41,529
- █ Other - \$128,348



HEAD START BUDGET - \$3,598,451

- █ Personnel - \$2,281,964
- █ Fringe Benefits - \$775,867
- █ Supplies - \$71,487
- █ Contractual - \$95,238
- █ Other - \$371,305

"The whole experience was enjoyable and very beneficial to our family."

- Parent Survey Feedback

WCMCA's most recent financial audit revealed no deficiencies or material weaknesses. Information about the agency's audit is available by contacting our office.

SCHOOL READINESS

WCMCA Head Start helps children succeed by linking Curriculum and Assessment, using observation-based assessment information to individualize children's learning.

According to The Annie E. Casey Foundation, "High-quality prekindergarten programs can improve school readiness, with the greatest gains accruing to the highest-risk children. Head Start and the expansion of state-funded programs since the 1990s have greatly increased access to preschool."



OVERALL PROGRAM AVERAGES

Four-Year-Olds in WCMCA Head Start who meet or exceed TSG widely held expectations:



At year end, 20% of children were on an IEP/IFSP and receiving services.

STRATEGIES TO SUPPORT SCHOOL READINESS:

1. Head Start Classrooms: Classes meet four days per week for either half-day or full day sessions. Families in these classrooms also receive four home visits during the program year. Families are given a calendar each month with scheduled center days and a newsletter which includes information about classroom activities and upcoming events.

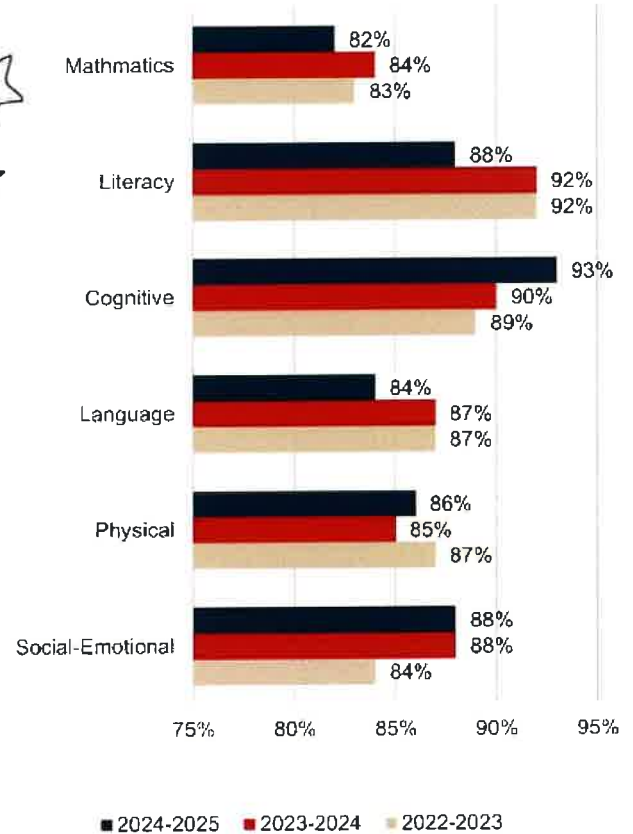
2. Early Head Start Home-Based Programming: Early Head Start serves children birth to three years of age and expectant families in full year programming. Families enrolled in this option receive weekly home visits. Parent are supported as their child's most influential and valuable teacher in promoting their child's development.

3. Family Events. Opportunities are held 22 times for Early Head Start and 6 times for Head Start per year. Participation in these events with other parents and children is an essential piece of the programming. Parents will interact with their child in a variety of activities, promoting their interests and supporting the development of new skills.

4. Parent Teacher Conferences: Each family participates in two parent teacher conferences per year. Child's progress and accomplishments are discussed, and parents and teachers set goals for the child.

5. Family Partnerships: Create partnerships with families to meet identified needs and goals.

4-Year Old, 3-Year Old Comparison



*School Readiness: "Children possessing the skills, knowledge and attitudes necessary for success in school and for later learning in life."
-Office of Head Start*

"We have loved every minute of Early Head Start so far!

- Parent Survey Feedback



SCHOOL READINESS GOALS & APPROACH:

WCMCA Head Start School Readiness Goals follow a birth to age five approach and align with the Minnesota Early Childhood Indicators of Progress, the Head Start Early Learning Outcomes Framework (HSELOF) and the Parent, Family and Community Engagement (PFCE) Outcomes Framework.

Evidence-based curriculum and assessment are used to measure child outcomes and to plan for individualized instruction that supports the development of each child.

WCMCA Head Start's school readiness goals are organized into five Development Domains. Teaching Strategies GOLD Report Cards are shared with families three times per year (Fall, Winter and Spring).

1. Domains of School Readiness:

- Approaches to Learning
- Social-Emotional Development
- Language and Literacy
- Cognition
- Perceptual Motor and Physical Development

2. Research-Based Teaching Curriculums:

- Partners for a Healthy Baby (Prenatal to age 3): Focuses on strengthening the family by addressing the overall well-being of both the child and the family.
- Creative Curriculum (Birth to age 5): Supports teachers to create meaningful daily routines, environments and learning experiences for children.

3. Assessment and Screening Tools:

- Teaching Strategies GOLD
- Brigance Inventory of Early Childhood Development III
- Minneapolis Preschool Screening Instrument (MPSI)
- The Ages & Stages Questionnaires-Social Emotional (ASQ-SE)



50
MENTAL HEALTH
REFERRALS

15
KIDS RECEIVED
MH SERVICES



97%
HAVE
INSURANCE

100%
CURRENT
IMMUNIZATIONS

84%
HS KIDS CURRENT
ON WELL-CHILD
VISITS

61%
EHS KIDS CURRENT
ON WELL-CHILD
VISITS

91%
HAD
A DENTAL EXAM

6
EXPECTING
FAMILIES SERVED

"Both programs (EHS and HS) are very valuable. They have helped us a lot with our children's development and we are very grateful for the attention, professionalism and love of the staff towards them."

- Parent Survey Feedback



MEALS SERVED

at Head Start Centers:

2,185
TOTAL DAYS
IN OPERATION

24,559
BREAKFASTS
SERVED

23,787
LUNCHES

19,186
AFTERNOON
SNACKS
SERVED

