



# WCMCA Head Start School Readiness Goal Outcomes 2023-2024


411 Industrial Park Blvd, Elbow Lake, MN 56531

Phone: 218-685-4486

Website: [www.wcmca.org](http://www.wcmca.org)

- 

How are WCMCA Head Start School Readiness goals measured?  
*Teaching Strategies GOLD online assessment system is used to conduct accurate, authentic ongoing assessment for WCMCA Head Start children. It has been proven valid and reliable in extensive field tests. Teaching Strategies GOLD is aligned with the Minnesota Early Childhood Indicators of Progress and the Head Start Early Learning Outcomes Framework. WCMCA Head Start uses the Widely Held Expectations determined by the Teaching Strategies GOLD system to measure the percentage of children meeting each domain and objective.*
- 

How does WCMCA Head Start support children’s learning?  
*WCMCA Head Start supports children’s success by using evidence-based curriculum and ongoing observation-based assessment to measure child progress and to individualize for each child. WCMCA implements a developmentally appropriate curriculum that is directly linked to the Teaching Strategies GOLD assessment tool and is proven to have high child outcomes. Teachers and parents closely collaborate to share child development progress and to set goals for each child.*
- 

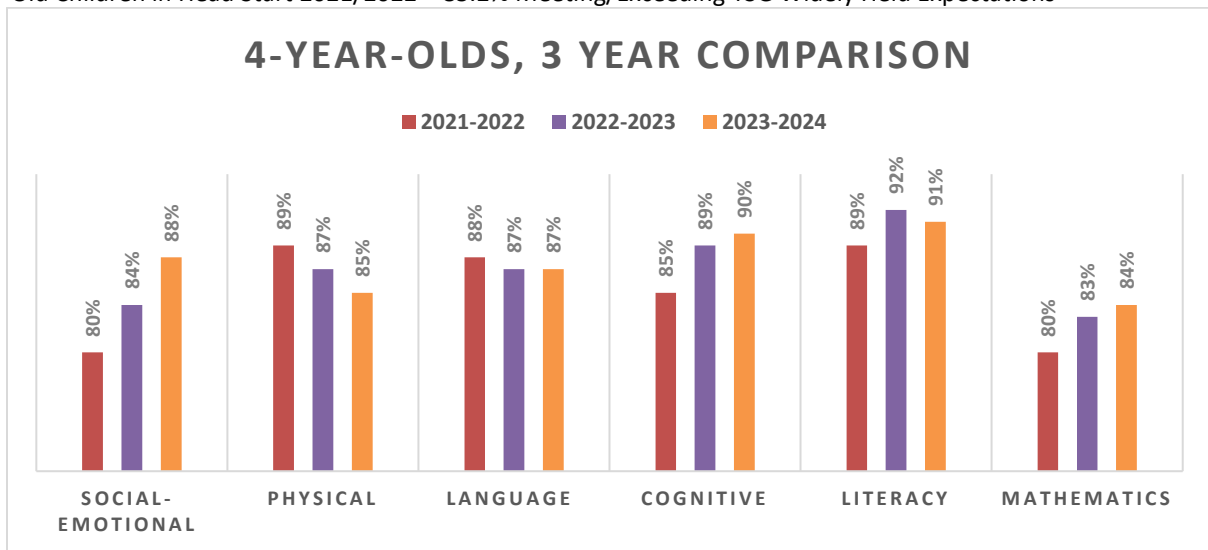
Due to **COVID-19** during the 2021-2022 program year, WCMCA Head Start preschool classrooms transitioned between learning models, which included Distance Learning, Hybrid, and In-Person. Many classrooms operated in a Hybrid learning model during this time due to classroom closures and/or staffing shortages.

## Overall Program Averages:

**4-Year-Old Children in Head Start 2023/2024 – 87.6% Meeting/Exceeding TSG Widely Held Expectations**

4-Year-Old Children in Head Start 2022/2023 – 87% Meeting/Exceeding TSG Widely Held Expectations

4-Year-Old Children in Head Start 2021/2022 – 85.2% Meeting/Exceeding TSG Widely Held Expectations



Teaching Strategies GOLD Domains	Total % Meeting & Exceeding Expectations 2021/2022 <b>COVID-19</b>	Total % Meeting & Exceeding Expectations 2022/2023	Total % Meeting & Exceeding Expectations 2023/2024
Social-Emotional	80%	84%	88%
Physical	89%	87%	85%
Language	88%	87%	87%
Cognitive	85%	89%	90%
Literacy	89%	92%	91%
Mathematics	80%	83%	84%

# WCMCA Head Start School Readiness Goal Outcomes 2023-2024

411 Industrial Park Blvd, Elbow Lake, MN 56531

Phone: 218-685-4486

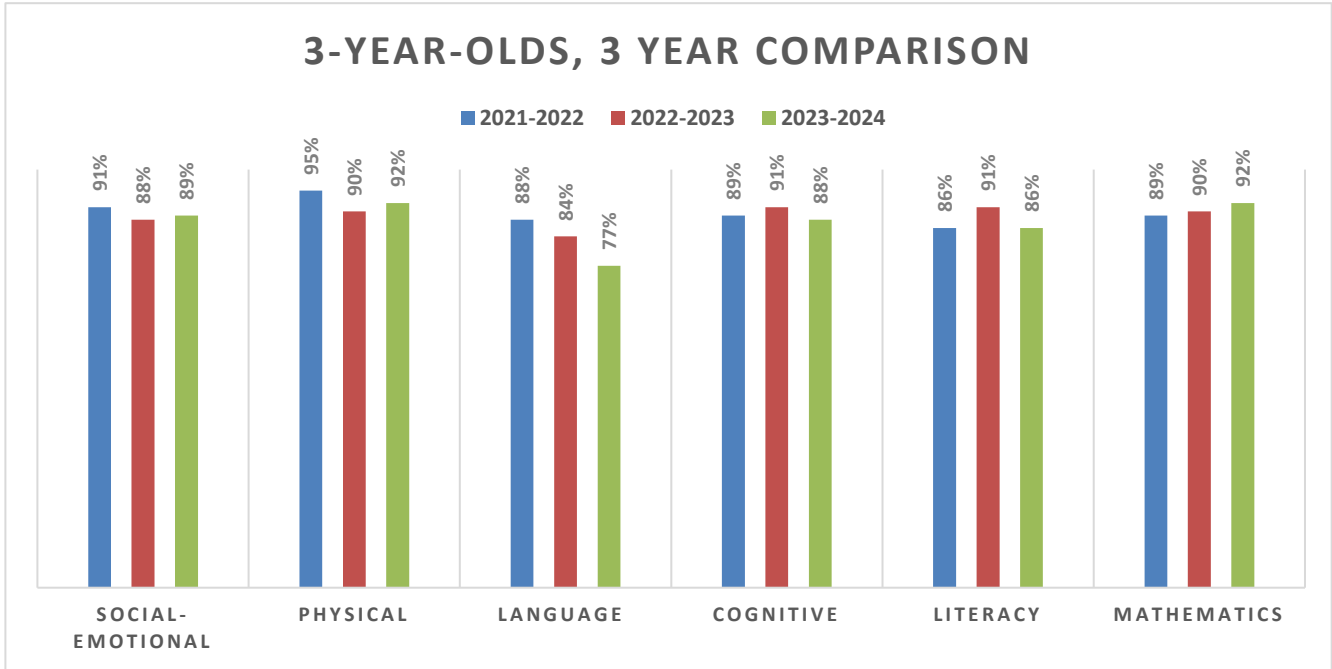
Website: [www.wcmca.org](http://www.wcmca.org)

## Overall Program Averages:

**3-Year-Old Children in Head Start 2023/2024 – 87.4% Meeting/Exceeding Widely Held Expectations**

3-Year-Old Children in Head Start 2022/2023 – 89% Meeting/Exceeding Widely Held Expectations

3-Year-Old Children in Head Start 2021/2022 – 89.7% Meeting/Exceeding Widely Held Expectations



Teaching Strategies GOLD Domains	Total % Meeting & Exceeding Expectations 2021/2022 <b>COVID-19</b>	Total % Meeting & Exceeding Expectations 2022/2023	Total % Meeting & Exceeding Expectations 2023/2024
Social-Emotional	91%	88%	89%
Physical	95%	90%	92%
Language	88%	84%	77%
Cognitive	89%	91%	88%
Literacy	86%	91%	86%
Mathematics	89%	90%	92%