



WCMCA Head Start School Readiness Goal Outcomes 2020-2021


411 Industrial Park Blvd, Elbow Lake, MN 56531

PH: 218-685-4486

website: www.wcmca.org

- 

How are WCMCA Head Start School Readiness goals measured?
Teaching Strategies GOLD online assessment system is used to conduct accurate, authentic ongoing assessment for WCMCA Head Start children. It has been proven valid and reliable in extensive field tests. Teaching Strategies GOLD is aligned with the Minnesota Early Childhood Indicators of Progress and the Head Start Early Learning Outcomes Framework. WCMCA Head Start uses the Widely Held Expectations determined by the Teaching Strategies Gold system to measure the percentage of children meeting each domain and objective.
- 

How does WCMCA Head Start support children’s learning?
WCMCA Head Start supports children’s success by using evidence- based curriculum and ongoing observation-based assessment to measure child progress and to individualize for each child. WCMCA implements a developmentally appropriate curriculum that is directly linked to the Teaching Strategies GOLD assessment tool and is proven to have high child outcomes. Teachers and parents closely collaborate to share child development progress and to set goals for each child.
- 

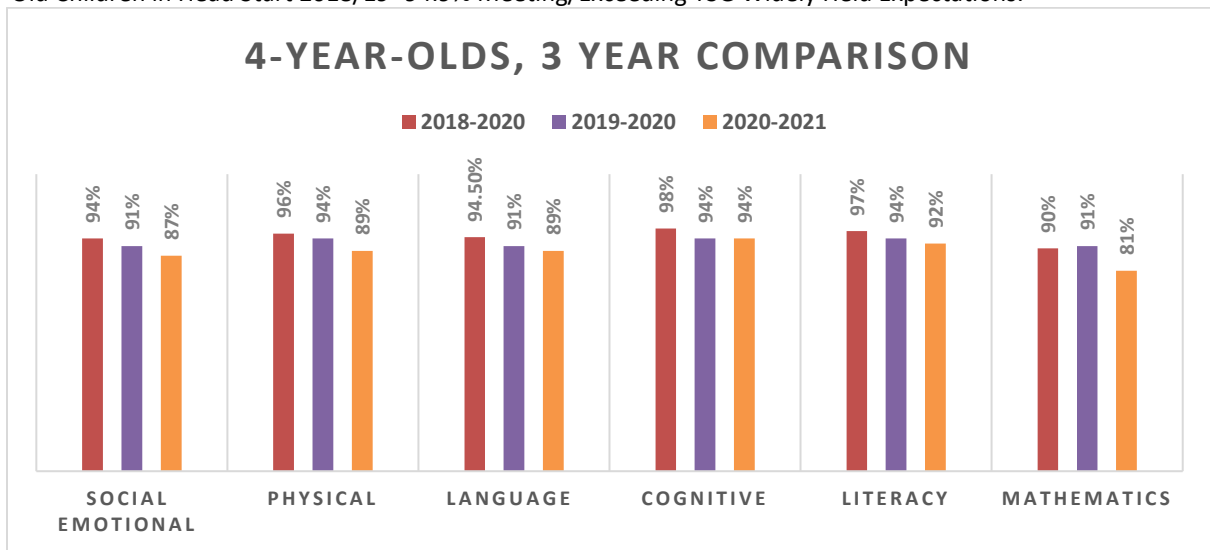
Due to **COVID-19**, WCMCA Head Start preschool classrooms transitioned between learning models, which included Distance Learning, Hybrid and In-Person. Most classrooms operated in a Hybrid learning model this year and several families chose Distance Learning the year.

Overall Program Averages:

4-Year-Old Children in Head Start 2020/21- 88.6% Meeting/Exceeding TSG Widely Held Expectations.

4-Year-Old Children in Head Start 2019/20- 92.5% Meeting/Exceeding TSG Widely Held Expectations.

4-Year-Old Children in Head Start 2018/19- 94.9% Meeting/Exceeding TSG Widely Held Expectations.



Teaching Strategies GOLD Domains	Total % Meeting & Exceeding Expectations 2018/2019	Total % Meeting & Exceeding Expectations 2019/2020 COVID-19 (March-May)	Total % Meeting & Exceeding Expectations 2020/2021 COVID-19
Social Emotional	94%	91%	87%
Physical	96%	94%	89%
Language	95%	91%	89%
Cognitive	98%	94%	94%
Literacy	97%	94%	92%
Mathematics	90%	91%	81%

WCMCA Head Start School Readiness Goal Outcomes 2020-2021

411 Industrial Park Blvd, Elbow Lake, MN 56531

PH: 218-685-4486

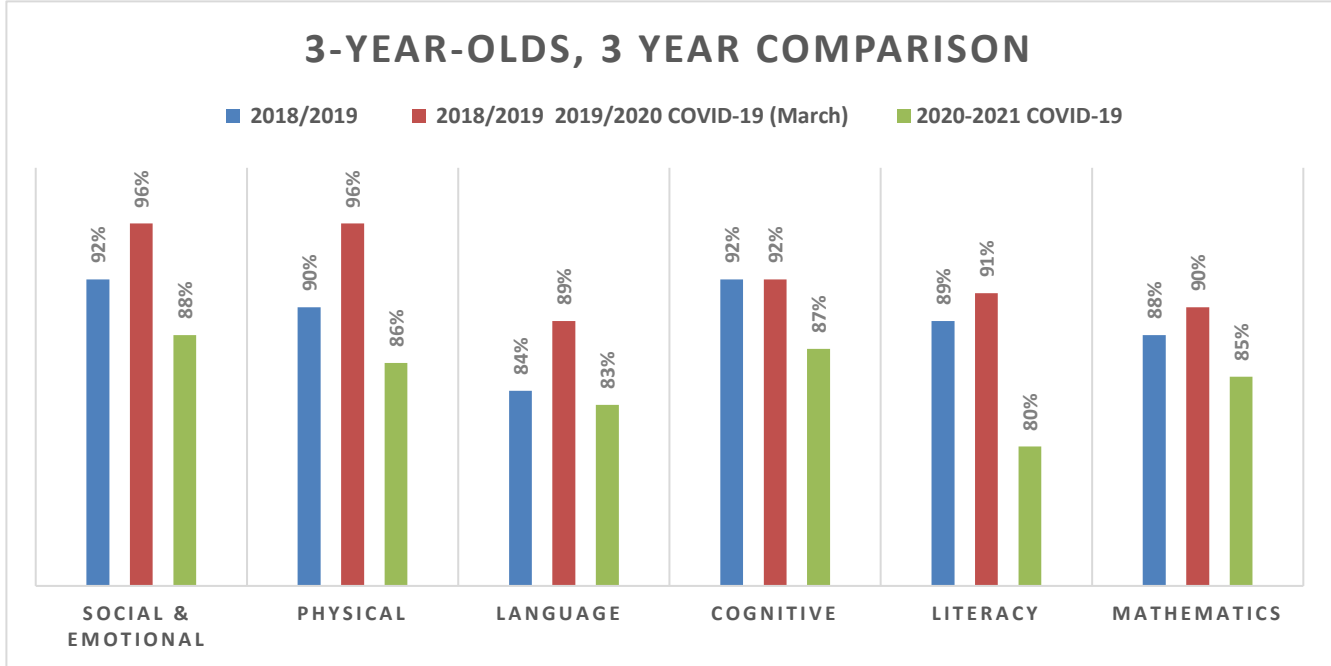
website: www.wcmca.org

Overall Program Averages:

3-Year-Old Children in Head Start 2020/21- 84.3% Meeting/Exceeding Widely Held Expectations

3-Year-Old Children in Head Start 2019/20- 92.3% Meeting/Exceeding Widely Held Expectations

3-Year-Old Children in Head Start 2018/19- 89.1% Meeting/Exceeding Widely Held Expectations



Domains We Access	Total % Meeting & Exceeding Expectations 2018/2019	Total % Meeting & Exceeding Expectations 2019/2020 COVID-19 (March-May)	Total % Meeting and Exceeding Expectations 2020-2021 COVID-19
Social & Emotional	92%	96%	88%
Physical	90%	96%	86%
Language	84%	89%	83%
Cognitive	92%	92%	87%
Literacy	89%	91%	80%
Mathematics	88%	90%	85%