




# WCMCA Head Start School Readiness Goal Outcomes 2019-2020

411 Industrial Park Blvd, Elbow Lake, MN 56531

PH: 218-685-4486

website: [www.wcmca.org](http://www.wcmca.org)

- 
**How are WCMCA Head Start School Readiness goals measured?**  
*Teaching Strategies GOLD online assessment system is used to conduct accurate, authentic ongoing assessment for WCMCA Head Start children. It has been proven valid and reliable in extensive field tests. Teaching Strategies GOLD is aligned with the Minnesota Early Childhood Indicators of Progress and the Head Start Early Learning Outcomes Framework. WCMCA Head Start uses the Widely Held Expectations determined by the Teaching Strategies Gold system to measure the percentage of children meeting each domain and objective.*
  
- 
**How does WCMCA Head Start support children’s learning?**  
*WCMCA Head Start supports children’s success by using evidence- based curriculum and ongoing observation-based assessment to measure child progress and to individualize for each child. WCMCA implements a developmentally appropriate curriculum that is directly linked to the Teaching Strategies GOLD assessment tool and is proven to have high child outcomes. Teachers and parents closely collaborate to share child development progress and to set goals for each child.*
  
- 
**Due to COVID-19, WCMCA Head Start ended preschool classes the week of March 16, 2020. As a result, the majority of child assessment collection occurred prior to March 16<sup>th</sup>. Parents and teachers were able to collect some assessment information during weekly communications and distant learning opportunities after March 16<sup>th</sup>, but the consistency of data may have been impacted during the 2019/2020 Spring assessment period, resulting in varied year-end school readiness outcomes.**

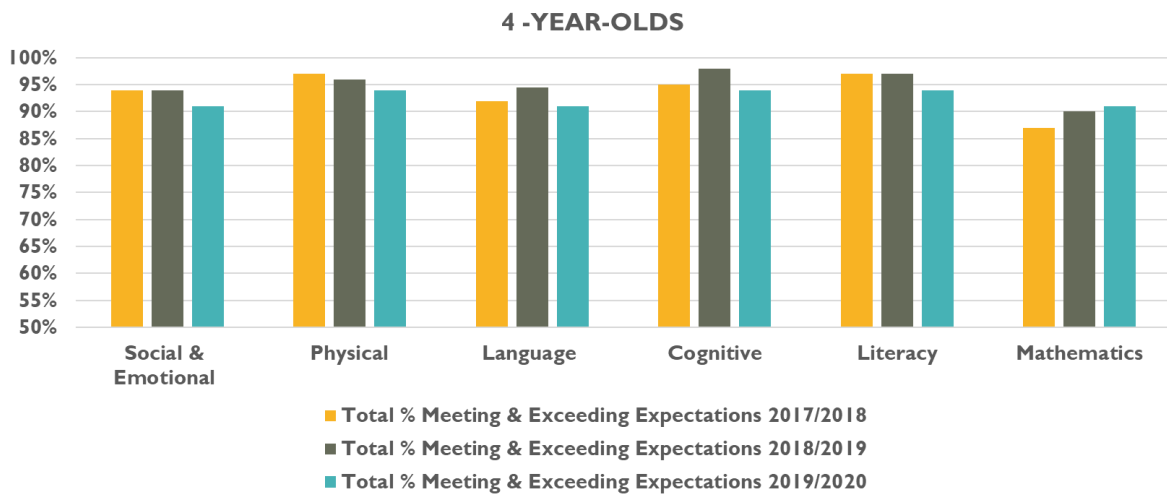
## 4-Year-Old School Readiness Goal Outcomes

### Overall Program Averages:

**4-Year-Old Children in Head Start 2019/20- 92.5% Meeting/Exceeding Widely Held Expectations.**

4-Year-Old Children in Head Start 2018/19- 94.9% Meeting/Exceeding Widely Held Expectations.

4-Year-Old Children in Head Start 2017/2018- 93.7% Meeting/Exceeding Widely Held Expectations.



Teaching Strategies GOLD Domains	Total % Meeting & Exceeding Expectations 2017/2018	Total % Meeting & Exceeding Expectations 2018/2019	Total % Meeting & Exceeding Expectations 2019/2020 <b>COVID-19</b>
Social & Emotional	94%	94%	91%
Physical	97%	96%	94%
Language	92%	94.5%	91%
Cognitive	95%	98%	94%
Literacy	97%	97%	94%
Mathematics	87%	90%	91%

# WCMCA Head Start School Readiness Goal Outcomes 2019-2020

411 Industrial Park Blvd, Elbow Lake, MN 56531

PH: 218-685-4486

website: [www.wcmca.org](http://www.wcmca.org)

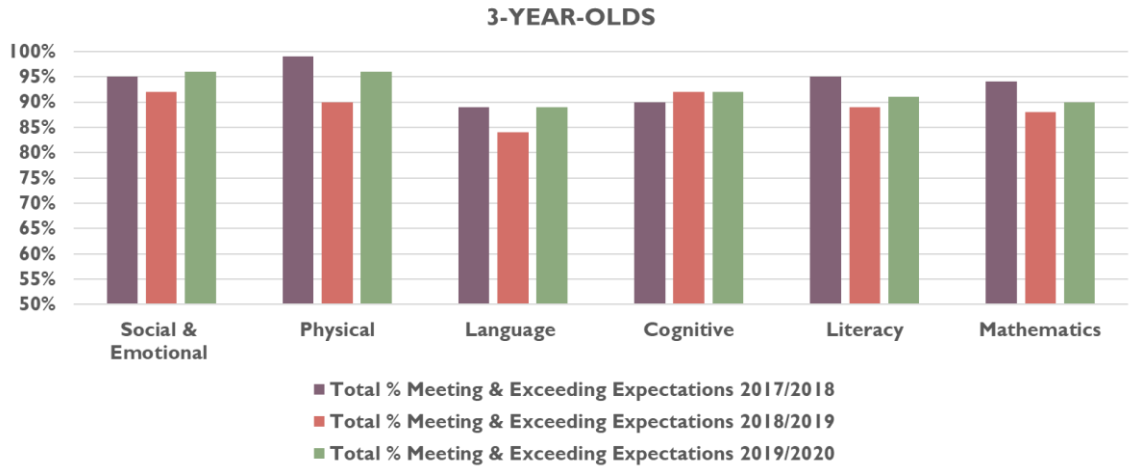
## 3-Year-Old School Readiness Goal Outcomes

### Overall Program Averages:

3-Year-Old Children in Head Start 2019/20- 92.3% Meeting/Exceeding Widely Held Expectations

3-Year-Old Children in Head Start 2018/19- 89.1% Meeting/Exceeding Widely Held Expectations

3-Year-Old Children in Head Start 2017/2018- 93.7% Meeting/Exceeding Widely Held Expectations



Domains We Access	Total % Meeting & Exceeding Expectations 2017/2018	Total % Meeting & Exceeding Expectations 2018/2019	Total % Meeting & Exceeding Expectations 2019/2020 <b>COVID-19</b>
Social & Emotional	95%	92%	96%
Physical	99%	90%	96%
Language	89%	84%	89%
Cognitive	90%	92%	92%
Literacy	95%	89%	91%
Mathematics	94%	88%	90%